



elastos

Detailed Statement of Expenditure

BTC (July 2017 – June 2018)

ELA (January 2018 – June – 2018)

Elastos Detailed Statement of Expenditure (Jul.2017 - Jun.2018)

Explanation of Expenditures

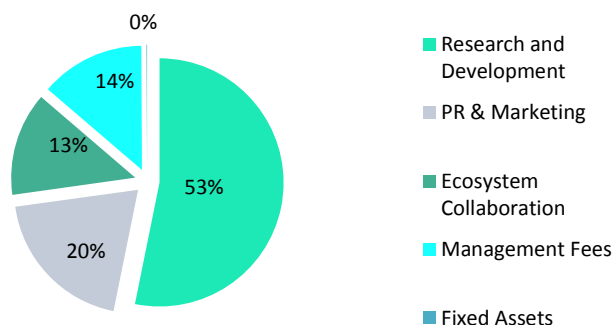


Research and Development	Team Reward, Technical Contracts, etc.
PR & Marketing	PR, Marketing, Conferences/Meetups, Market Expansion
Ecosystem Collaboration	ELA Airdrop, ELA - Dapp Token Swap, Ecosystem Investment
Management Fees	Reimbursements, Benefits, Network Usage, Office Rental, Business Trips, etc.
Fixed Assets	Office Supplies: Including Office Computers, Desks/Chairs, Monitors, etc.

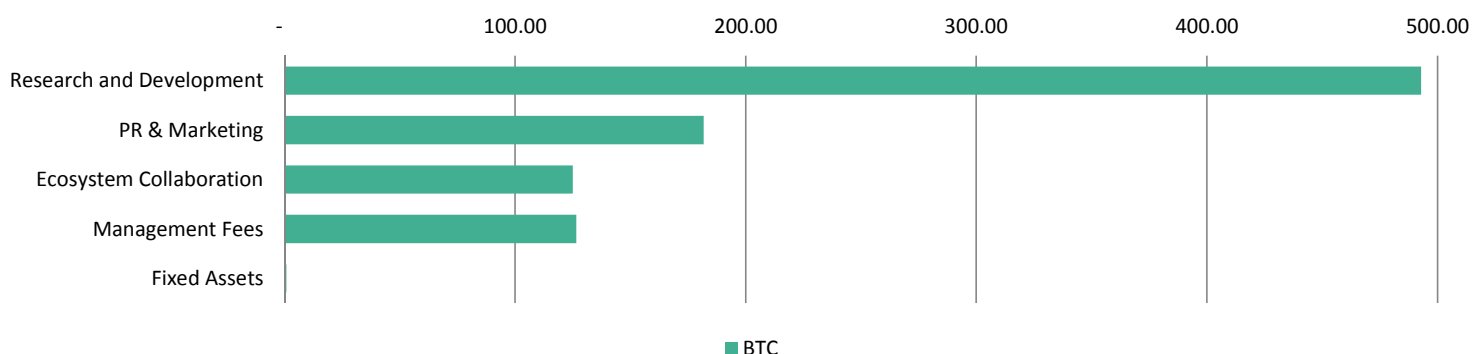
Annual Expenditures in BTC (Jul. 2017-Jun.2018)

Research and Development	492.97
PR & Marketing	181.81
Ecosystem Collaboration	125.00
Management Fees	126.50
Fixed Assets	0.76
Total	927.04

Annual Expenditures in BTC



Period: **July 2017 - June 2018**
Unit: **BTC**



Elastos Monthly Expenditures in BTC (Jul. 2017 - Jun.2018)

<u>Expenditure Items</u>	<u>Total</u>	<u>Jul.2017</u>	<u>Aug.2017</u>	<u>Sep.2017</u>	<u>Oct.2017</u>	<u>Nov.2017</u>	<u>Dec.2017</u>
Research and Development	344.26	40.00	-	247.12	22.11	22.26	12.77
PR & Marketing	43.96	10.00	-	3.52	4.01	0.91	25.52
Ecosystem Collaboration	-	-	-	-	-	-	-
Management Fees	29.11	0.49	3.53	3.50	1.10	9.23	11.26
Fixed Assets	0.59	-	-	-	-	-	0.59
Total	417.92	50.49	3.53	254.14	27.22	32.40	50.14

<u>Expenditure Items</u>	<u>Total</u>	<u>Jan.2018</u>	<u>Feb.2018</u>	<u>Mar.2018</u>	<u>Apr.2018</u>	<u>May.2018</u>	<u>Jun.2018</u>
Research and Development	148.71	15.04	18.83	22.91	39.47	19.11	33.35
PR & Marketing	137.85	28.70	14.70	10.38	19.24	51.66	13.17
Ecosystem Collaboration	125.00	-	-	-	-	125.00	-
Management Fees	97.39	3.46	34.14	10.51	21.22	5.21	22.85
Fixed Assets	0.17	0.17	-	-	-	-	-
Total	509.12	47.37	67.67	43.80	79.93	200.98	69.37

Elastos Detailed Statement of Expenditure (Jan.2018 - Jun.2018)

Explanation of Expenditures

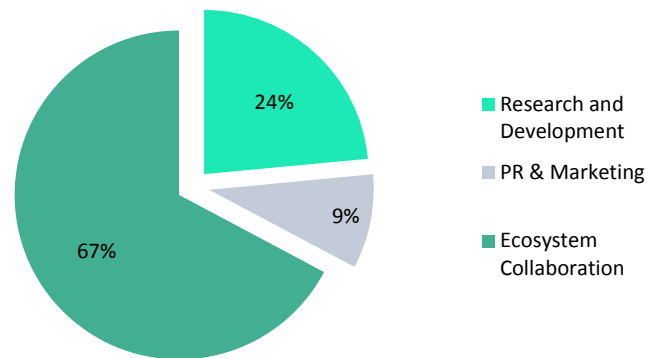


Research and Development	Team Reward, Technical Contracts, etc.
PR & Marketing	PR, Marketing, Conferences/Meetups, Market Expansion
Ecosystem Collaboration	ELA Airdrop, ELA - Dapp Token Swap, Ecosystem Investment
Management Fees	Reimbursements, Benefits, Network Usage, Office Rental, Business Trips, etc.
Fixed Assets	Office Supplies: Including Office Computers, Desks/Chairs, Monitors, etc.

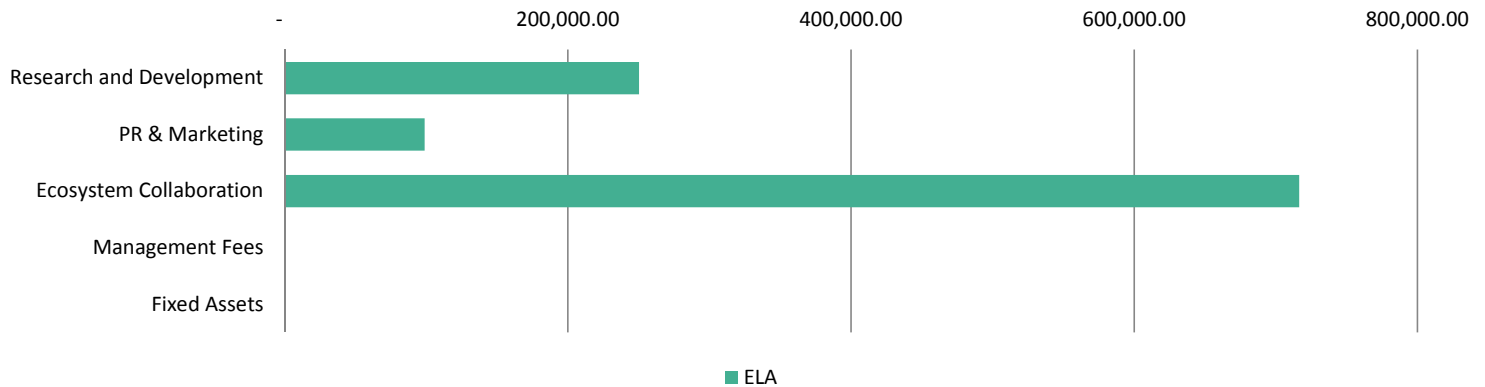
Annual Expenditures in ELA (Jan. 2018-Jun.2018)

Research and Development	250,463.90
PR & Marketing	99,041.08
Ecosystem Collaboration	716,483.24
Management Fees	-
Fixed Assets	-
Total	<u>1,065,988.22</u>

Annual Expenditures in ELA



Period: **January 2018 - June 2018**
Unit: **ELA**



Elastos Monthly Expenditures in ELA (Jan. 2018 - Jun.2018)

Expenditure Items	Total	Jan.2018	Feb.2018	Mar.2018	Apr.2018	May.2018	Jun.2018
Research and Development	250,463.90	19,291.65	96,066.61	16,468.68	97,581.90	17,085.00	3,970.07
PR & Marketing	99,041.08	110.00	37,142.23	24,992.66	20,551.21	4,815.71	11,429.27
Ecosystem Collaboration	716,483.24	472,636.04	90,500.00	-	-	50,112.00	103,235.19
Management Fees	-	-	-	-	-	-	-
Fixed Assets	-	-	-	-	-	-	-
Total	<u>1,065,988.22</u>	<u>492,037.69</u>	<u>223,708.83</u>	<u>41,461.34</u>	<u>118,133.11</u>	<u>72,012.71</u>	<u>118,634.53</u>